

Pillowcase Pattern for Positional
Pillows used in NICU at Northside

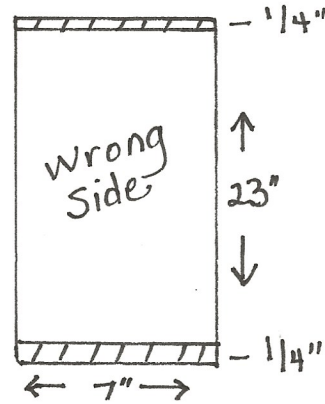
Please pre-wash fabric

100% cotton or flannel

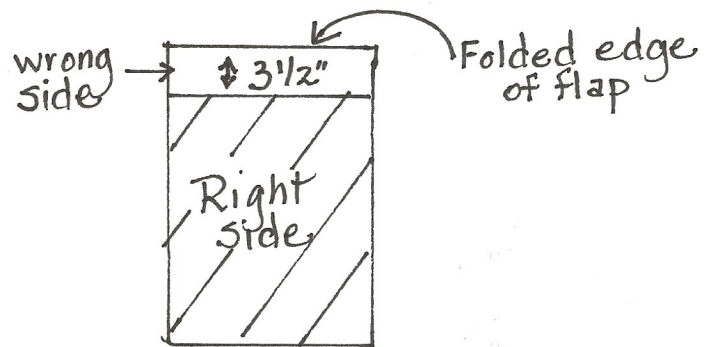
Finished size 6-1/2"x9-1/2"

Cut fabric 7" x 23"

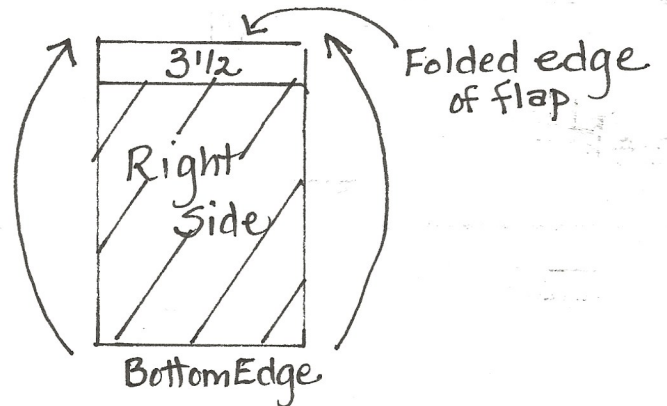
Turn $\frac{1}{4}$ " to wrong side along
7" sides and stitch down to
make a finished edge.



With fabric right side up,
fold over 3-1/2" from
top. This will create the flap.



Bring bottom edge up to
align with top folded edge
of flap.



Stitch down sides using $\frac{1}{4}$ "
seam allowance.

Do not sew along top or
bottom edges.

Turn right side out.

